



**SCT2230D**

V Vin, 3A Synchronous Step-down DCDC Converter

FEATURES



# SCT2230D

---

## REVISION HISTORY

## DEVICE ORDER INFORMATION

ORDERABLE DEVICE	PACKAGING TYPE	STANDARD PACK QTY	PACKAGE MARKING	PINS	PACKAGE DESCRIPTION	MSL
---------------------	-------------------	----------------------	--------------------	------	------------------------	-----

PIN FUNCTIONS

NAME	PIN		PIN FUNCTION
	SOT563	SOT23-6	

# SCT2230D

---

## ELECTRICAL CHARACTERISTICS

SYMBOL	PARAMETER	TEST CONDITION	MIN	TYP	MAX	UNIT
<b>Power Supply and Output</b>						
<b>Enable, Soft Start and Working Modes</b>						
<b>Power MOSFETs</b>						
<b>Feedback and Error Amplifier</b>						
<b>Current Limit</b>						
<b>Switching Frequency</b>						
<b>Soft Start Time</b>						
<b>Protection</b>						

TYPICAL CHARACTERISTICS

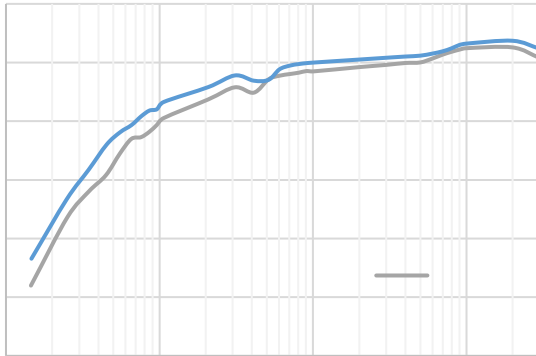


Figure 1. Efficiency vs Load Current(VIN=12V)

Figure 2. Line Regulation

Figure 3. Load Regulation

Figure 4. FB Voltage Vs. Temperature

Figure 5. UVLO Vs. Temperature

Figure 6. Quiescent Current Vs. Temperature

# SCT2230D

---

## FUNCTIONAL BLOCK DIAGRAM









**Input Capacitor Selection**

\_\_\_\_\_

**Bootstrap Capacitor Selection**

**Inductor Selection**

—

**Table 1. Recommended Inductors**

Part Number	L (uH)	DCR Max (m )	Saturation Current/Heat Rating Current (A)	Size Max (LxWxH mm)	Vendor

**Output Feedback Resistor Divider Selection**

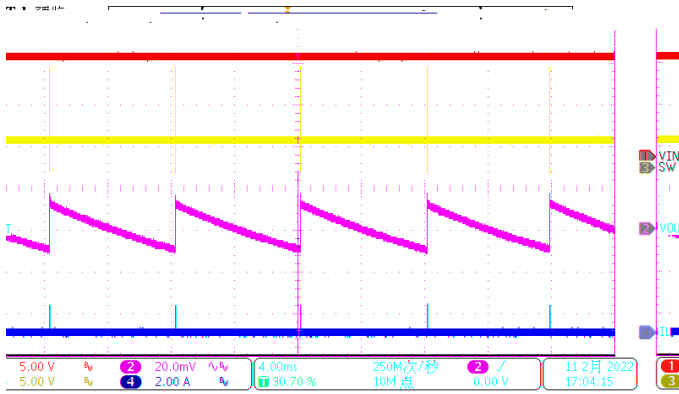
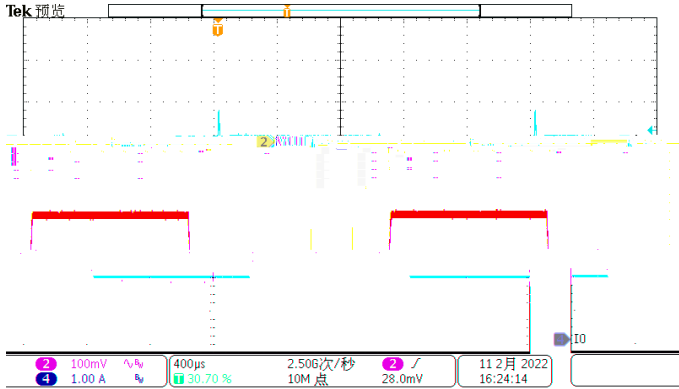
---

—



# SCT2230D

## Application Waveforms



**Layout Guideline**

# SCT2230D

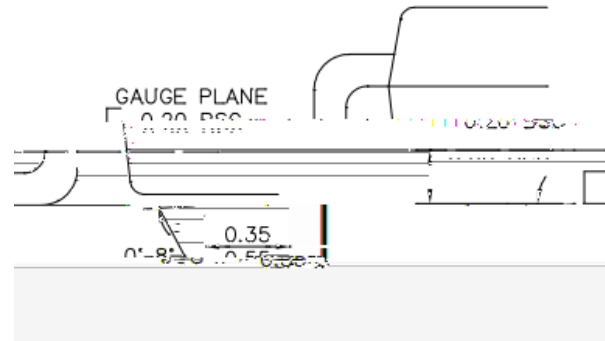
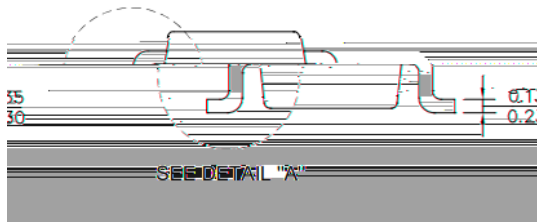
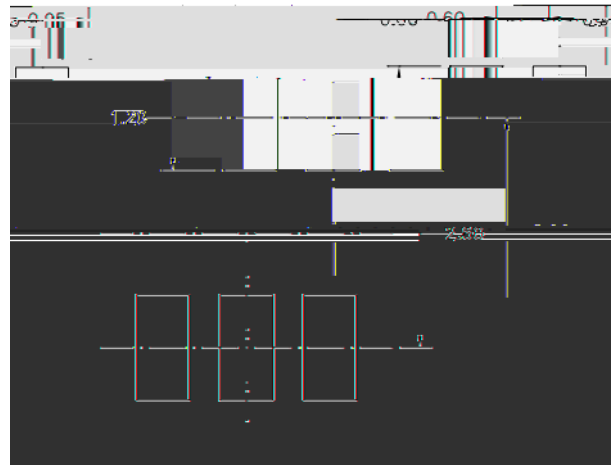
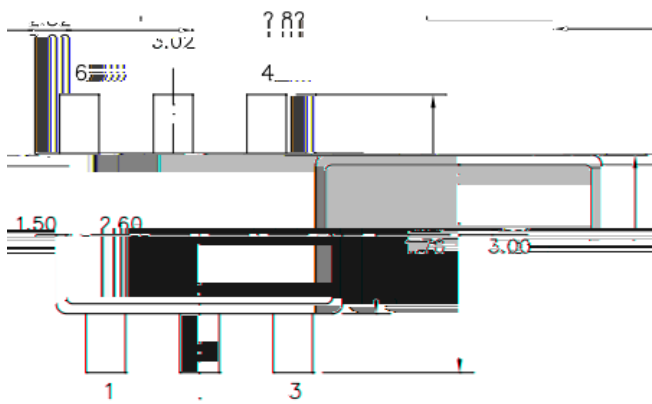
---

## Thermal Considerations

\_\_\_\_\_



# SCT2230D



NOTE:



